

## WP7.2-12A 12Volt 7.2Ah

### Specifications

Nominal Voltage(V) **12V**

#### Nominal Capacity

20 hour rate	(0.36A to 10.50V)	<b>7.2Ah</b>
10 hour rate	(0.684A to 10.50V)	<b>6.84Ah</b>
5 hour rate	(1.224A to 10.20V)	<b>6.12Ah</b>
1 C	(7.2A to 9.60V)	<b>4.08Ah</b>
3 C	(21.6A to 9.60V)	<b>2.88Ah</b>

Weight **Approx. 2.35kg(5.17Lbs.)**

Internal Resistance (at 1KHz) **Approx. 19 mΩ**

Maximum Discharge Current for 5 seconds: **108A**

#### Charging Methods at 25 (77 )

<b>Cycle use:</b>	
Charging Voltage	<b>14.4 to 15.0V</b>
Coefficient -5.0mV/ /cell	
Maximum Charging Current :	<b>2.16A</b>
<b>Standby use:</b>	
Float Charging Voltage	<b>13.5 to 13.8V</b>
Coefficient -3.0mV/ /cell	

#### Operating Temperature Range

Charge	<b>-15 (5 ) to 40 (104 )</b>
Discharge	<b>-15 (5 ) to 50 (122 )</b>
Storage	<b>-15 (5 ) to 40 (104 )</b>

#### Charge Retention (shelf life) at 20 (68 )

1 month	<b>92%</b>
3 month	<b>90%</b>
6 month	<b>80%</b>

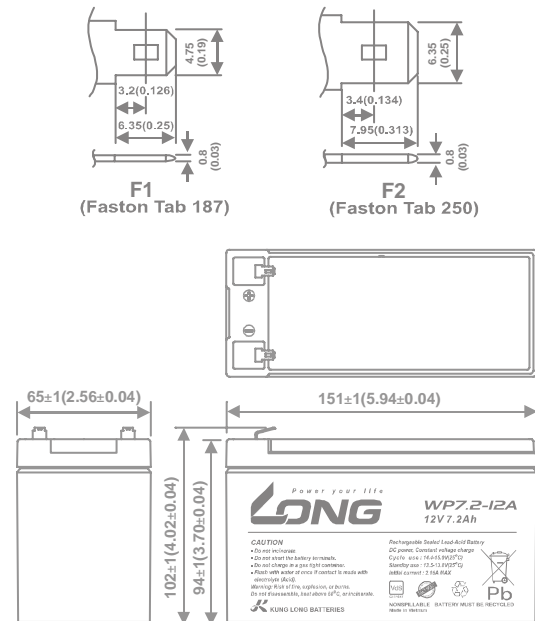
Case Material **ABS UL94 HB**  
Option: Flammability resistance of (UL94 V-0)

Terminal **F1 or F2 (Faston Tab 187 or 250)**

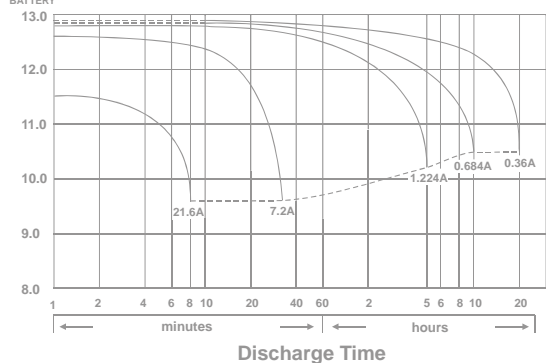


### Dimensions

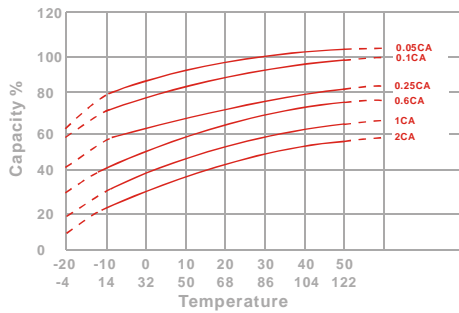
mm(inch)



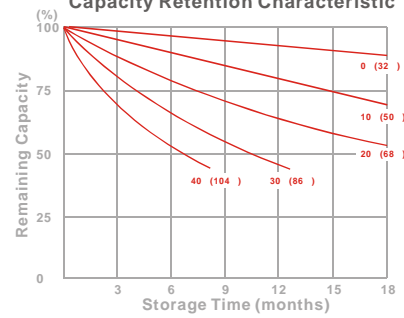
(v) FOR 12V BATTERY Discharge Time VS. Discharge Current (25 )



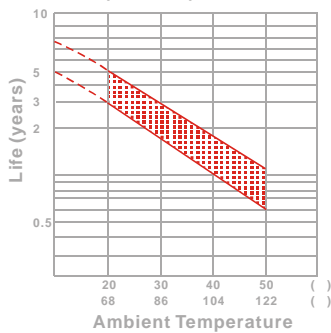
Effect of Temperature on Capacity 25 (77 )



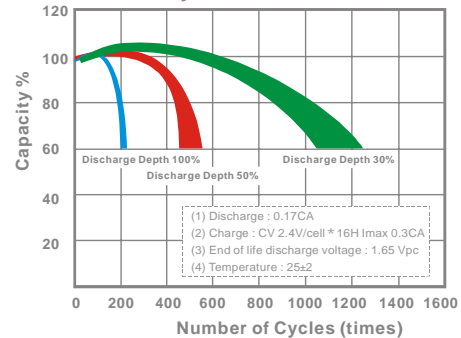
Capacity Retention Characteristic



Trickle (or float) Service Life



Cycle Service Life



## - PERFORMANCE DATA

### Discharge Rates in Watts to Various End Voltages at 25 (77 )

End Voltage		1.85V	1.80V	1.75V	1.70V	1.67V	1.65V	1.60V
Time								
5	min	45.0	49.6	53.0	55.9	57.0	58.0	60.5
10	min	33.5	36.7	38.6	38.9	39.4	39.6	40.8
15	min	25.0	27.0	28.5	29.5	29.8	30.1	30.6
30	min	15.7	16.5	17.0	17.5	17.7	17.9	18.1
60	min	9.92	10.2	10.4	10.6	10.6	10.6	10.8
120	min	5.37	5.54	5.65	5.75	5.77	5.83	5.89
180	min	3.82	3.94	4.04	4.13	4.17	4.22	4.26
240	min	2.96	3.09	3.18	3.23	3.25	3.28	3.32
300	min	2.47	2.56	2.65	2.72	2.75	2.77	2.79
600	min	1.38	1.44	1.52	1.54	1.54	1.55	1.57
1200	min	0.728	0.760	0.800	0.808	0.811	0.817	0.826

### - Discharge Rates in Amperes to Various End Voltages at 25 (77 )

End Voltage		1.85V	1.80V	1.75V	1.70V	1.67V	1.65V	1.60V
Time								
5	min	24.8	27.7	30.1	32.2	33.0	33.8	35.6
10	min	17.5	19.2	20.4	20.8	21.0	21.3	22.0
15	min	14.2	15.1	15.6	15.9	16.0	16.2	16.5
30	min	8.61	8.92	9.14	9.30	9.38	9.45	9.61
60	min	4.96	5.11	5.23	5.34	5.37	5.40	5.46
120	min	2.62	2.71	2.78	2.84	2.86	2.89	2.92
180	min	1.83	1.89	1.95	2.00	2.02	2.04	2.07
240	min	1.42	1.49	1.54	1.57	1.58	1.59	1.61
300	min	1.19	1.24	1.31	1.33	1.34	1.35	1.36
600	min	0.654	0.683	0.724	0.732	0.736	0.741	0.751
1200	min	0.339	0.355	0.375	0.380	0.382	0.385	0.390

All data on the spec. sheet is an average value:

The tolerance range : X<6min(+15%~-15%), 6min X<10min(+12%~-12%), 10min X < 60min(+8%~-8%), X 60min(+5%~-5%)

031016-1E